


Y8 Art Self-Study 1

Artist: Luke Dixon

Queen Elizabeth II



Jay-Z

Read this:

Luke Dixon is a graphic artist, illustrator and printmaker from the north of England. He creates **tone** and shapes using **line work**, the thickness and frequency of the lines responds to the shade of the tone.

Creative Careers Link: *"I specialise in hand drawn images that are then manipulated for print. I started my own label back in early 2011 - The BearHug Company Ltd - We produce limited edition & original pieces of clothing, as well as quality small edition prints. Past clients include - Nike, Brutus Trimfit, Hype, as well as numerous private commissions."*

LOOK:

How would you describe the style of Luke Dixon's portraits? What do they look like?

THINK:

What is your opinion? Likes/Dislikes?

What would you change about Luke Dixon's work?

LINK:

How could you be inspired by this kind of portrait when developing your own portrait work?




Create a small drawing here looking at one of the examples above or turn over to work on a drawing using the grid method...

Y8 Art Self-Study 1


Artist: Luke Dixon

Thierry Henry



Grid enlargement drawing activity:

1. Use a pencil and a ruler to lightly draw in the grid using the measurement marks around the edges.
2. Looking at the main outline first, or taking it a box at a time, start to accurately draw the image lightly in pencil, referring to the full image frequently. Take your time as this type of drawing is meant to develop your accuracy and attention to detail.
3. Once you are happy that you have drawn in all the main outlines and shapes, start to add in the Luke Dixon style tones using a black felt pen to add line work in the right places to show darks and lights in the portrait.



Howden School

What Can I Do?

What Can I Do Well?

What do I still need to work on?
