



Howden School Careers Programme



Year 7

ACE lessons – During Careers sessions in ACE period students follow a scheme of learning by Cre8tive Careers. Year 7 learning journey is shown below:



Careers Lesson Topics	Type of Resource	Year Group	Learning Objectives	Key Terms
01 - A Day in the Life of	Lesson PowerPoint	Year 7	To understand what different job roles require on a day to day basis. To consider what is important to you within a working day. To understand that different roles will provide you with a different working day.	Industry, Career, Working Environment, Motivators
02 - Making Decisions and Managing Risk	Lesson PowerPoint	Year 7	To understand what risk is. Think about how we weigh up risk when we make a decision. To understand what other considerations there are to think about when making a decision.	Risk, Consequence, Informed Decision, Career
03 - Personal Qualities and Skills	Lesson PowerPoint	Year 7	To identify personal and social skills. To understand how skills link to career dreams and aspirations. To understand different employability skills employers might be looking for.	Interpersonal, Advocacy, Written, Skills, Qualities, Aspirations, Communication, Enterprise, Employability
04 - Finding Careers Information	Lesson PowerPoint	Year 7	To know where to look for careers information To be able to select suitable sources of careers information that are fit for purpose	Ambiguous, biased, Careers, Prospectus, Trade Journals,
05 - Career Management	Lesson PowerPoint	Year 7	To be able to identify different types of goals To understand the usefulness of target setting to help achieve goals To be able to plan and take action to move forward	Goals, Targets, Action Planning, Ambition
06 - Character Traits and Skills	Lesson PowerPoint	Year 7	To be able to describe your personal qualities and dispositions To feel positive about yourselves To understand what skills are and to recognise those that you possess	Analogies, Qualities, Experience, knowledge
07 - Smart Targets Action Points	Lesson PowerPoint	Year 7	To be able to identify different types of SMART Targets and goals To understand the usefulness of action planning To be able to plan and take action to move forward	Goals, Targets, Action Planning, Specific, Measurable, Achievable, Realistic,

Careers Assemblies - Careers sessions during ACE period run during week 3 and week 6 of each half term. During these weeks students also have a careers assembly linked to the topic of the careers lesson that week.

PSHCE lessons – Careers and your future, Transition points, Growing Up.

National Apprenticeship Week (Feb 10th to Feb 15th) – Activities within ACE period and within each subject that week. Resources used from NAW 2025 website. This includes live talks, pre recorded short films and subject led resource bundles.

National Careers Week (March 3rd to 8th March) – Activities within ACE period and within each subject area that week. Resources used from NCW 2025 website.

Howden School Careers Fair – 18 different stands ranging from sixth form providers, post 16 colleges, apprenticeship providers and local businesses.

Compass + Starting Secondary school Future skills questionnaire – Students complete this questionnaire in their ICT lessons in the Autumn Term 1.

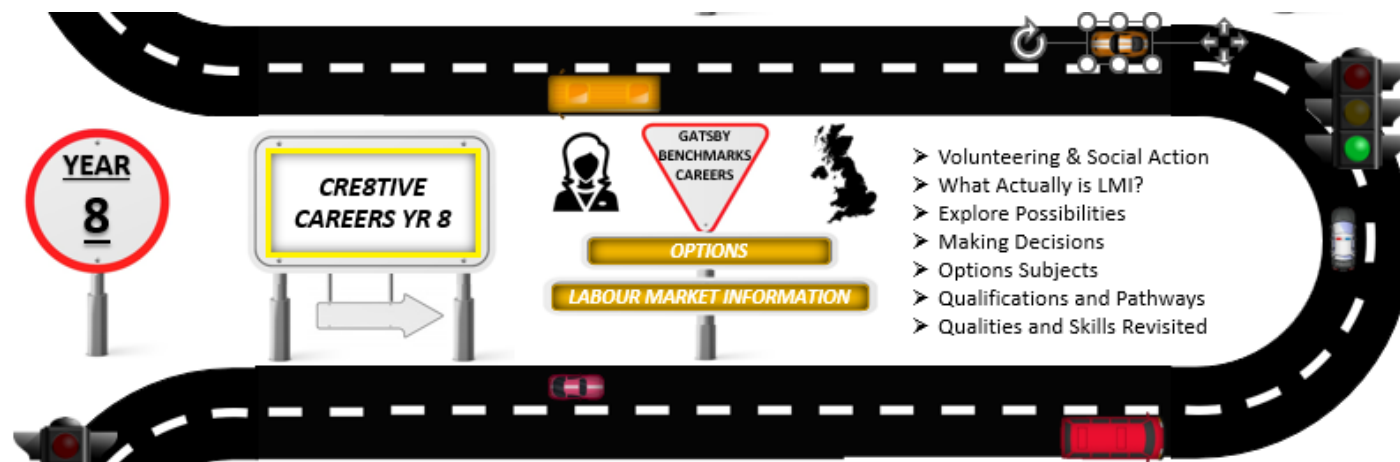
Whole school – Careers linked to individual subject areas when opportunity arises (as often as possible!).

Encounters with employers and other additional activities

Year 7	
1	Humberside fire and rescue service
2	Theatre visit
3	Skills Hull and East Riding

Year 8

ACE lessons – During Careers sessions in ACE period students follow a scheme of learning by Cre8tive Careers. Year 8 learning journey is shown below:



Careers Lesson Topics	Type of Resource	Year Group	Learning Objectives	Key Terms
01 - Volunteering and Social Action	Lesson PowerPoint	Year 8	To understand what volunteering is and why people do it To understand what social action is and why it matters To understand the link between volunteering and social action	Volunteering, Social Action, Advocating
02 - What Actually is LMI?	Lesson PowerPoint	Year 8	To be able to explain what LMI is To understand how LMI can be used in Career Development To consider how different people can use LMI at different points in their career	Labour Market Information, Office of National Statistics, Vacancy, Economic Inactivity
03 - Explore Possibilities	Lesson PowerPoint	Year 8	To identify the 10 main UK job sectors To explore a wide variety of jobs To evaluate the different qualifications, starting salaries and duties of a wide range of jobs	Source of Information, Prospectus, Vocational, Job Sector, CV
04 - Making Decisions	Lesson PowerPoint	Year 8	To know what is needed for decision-making. To develop an effective decision-making process. To recognise who can help you with information and advice.	Labour Market, Choices, Options, Destiny, Knowledge
05 - Options Subjects	Lesson PowerPoint	Year 8	To understand the range of subjects which are available for KS4 options. To be aware of the subjects you have an aptitude for and enjoy studying. To describe the benefits of the subjects on offer.	Core, Options, GCSE, NVQ's, Technical Awards, Choices, Skills, Qualities
06 - Qualification and Pathways	Lesson PowerPoint	Year 8	To understand the value and advantages of gaining qualifications To be aware of the learning and progression pathways available	GCSE, Progression, Pathways, Qualifications, Government, self-confidence
07 - Qualities and Skills Revisited	Lesson PowerPoint	Year 8	To help me know myself better To explore the employability qualities and transferable skills employers look for from school leavers To understand that awareness of my personal qualities and skills will shape my choices and help me make decisions about KS4 Options	Transferable Skills, Employability, Options, Skills, Qualities, Communication, Leadership

Careers Assemblies - Careers sessions during ACE period run during week 3 and week 6 of each half term. During these weeks students also have a careers assembly linked to the topic of the careers lesson that week.

PSHCE lessons – Employability & Enterprise, Careers & Aspirations, Exploring Careers, Equality Act 2010, Gender Equality

National Apprenticeship Week (Feb 10th to Feb 15th) – Activities within ACE period and within each subject that week. Resources used from NAW 2025 website. This includes live talks, pre recorded short films and subject led resource bundles.

National Careers Week (March 3rd to 8th March) – Activities within ACE period and within each subject area that week. Resources used from NCW 2025 website.

Howden School Careers Fair – 18 different stands ranging from sixth form providers, post 16 colleges, apprenticeship providers and local businesses.

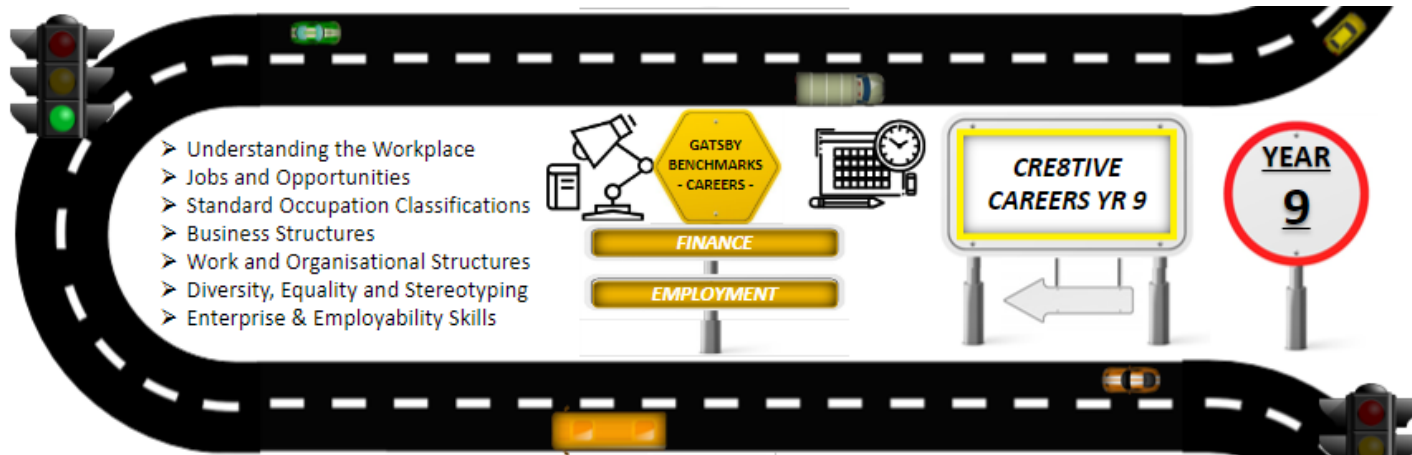
Whole school – Careers linked to individual subject areas when opportunity arises (as often as possible!).

Encounters with employers and employees and other additional activities

Year 8	
1	Re-start a heart day. Yorkshire ambulance service
2	Siemens Mobility STEM Activity (Hovercraft activity)
3	LOMO – Intro to LOMO
4	Skills Hull and East Riding

Year 9

ACE lessons – During Careers sessions in ACE period students follow a scheme of learning by Cre8tive Careers. Year 9 learning journey is shown below:



Careers Lesson Topics	Type of Resource	Year Group	Learning Objectives	Key Terms
01 - Understanding the Workplace	Lesson PowerPoint	Year 9	To understand what is meant by work To be aware of why people work To be able to explain what workplace values are and which are most important to you	Work, Profession, Career, Job, Employment, Occupation, beliefs and values
02 - Jobs and Occupations	Lesson PowerPoint	Year 9	To recognise the difference in terminology between jobs and occupations To understand the three different industries in the UK and how they link to different occupations To understand the importance of transferable skills	Industry, Tertiary, Primary, Secondary, Occupation, Interview
03 - Standard Occupation Classifications	Lesson PowerPoint	Year 9	To explore the wide variety of jobs within one workplace To gain an awareness of the Standard Occupational Classification system understand how SOC will assist with your personal careers research by providing information about the future labour market	Skilled, Administrative, Trade, occupation, professional, managers, officials, elementary
04 - Business Structures	Lesson PowerPoint	Year 9	To gain a basic knowledge of UK business structure and organisation To be able to identify the three main business structures and summarise their advantages and disadvantages To be able to create a simple business organisational chart	Goods, Services, Sole Traders, Partnerships, Structure, Organisation, Tangible, PLC
05 - Work & Organisational Structures	Lesson PowerPoint	Year 9	To gain a basic knowledge of UK business structures To be able to identify the two main organisational structures and summarise their advantages and disadvantages To be able to create a simple business organisational chart	Flat, Hierarchical, Matrix, Shareholders, Directors, Devolution, Chairman, Board of Directors
06 - Diversity, Equality and Stereotyping	Lesson PowerPoint	Year 9	To understand the meaning of the terms equality, diversity and stereotyping To be aware of my attitudes and how they impact on others To explore the inequalities that exist that impact the workplace	Equality, Inequality, Discrimination, Social development, immobility, unconscious bias
07 - Enterprise & Employability Skills	Lesson PowerPoint	Year 9	To understand the meaning of the terms 'enterprise' and 'employability skills' To be aware of the importance of enterprise skills and employability characteristics To evaluate whether governments should step in to prevent big businesses from failing	Enterprise, Employability, entrepreneur, intrapreneurial, Technology, Workplace

Careers Assemblies - Careers sessions during ACE period run during week 3 and week 6 of each half term. During these weeks students also have a careers assembly linked to the topic of the careers lesson that week.

PSHCE lessons – Finance, budgeting & employment

National Apprenticeship Week (Feb 10th to Feb 15th) – Activities within ACE period and within each subject that week. Resources used from NAW 2025 website. This includes live talks, pre recorded short films and subject led resource bundles.

National Careers Week (March 3rd to 8th March) – Activities within ACE period and within each subject area that week. Resources used from NCW 2025 website.

Howden School Careers Fair – 18 different stands ranging from sixth form providers, post 16 colleges, apprenticeship providers and local businesses.

Compass + Starting Secondary school Future skills questionnaire - To help with guided choices – Spring term 1

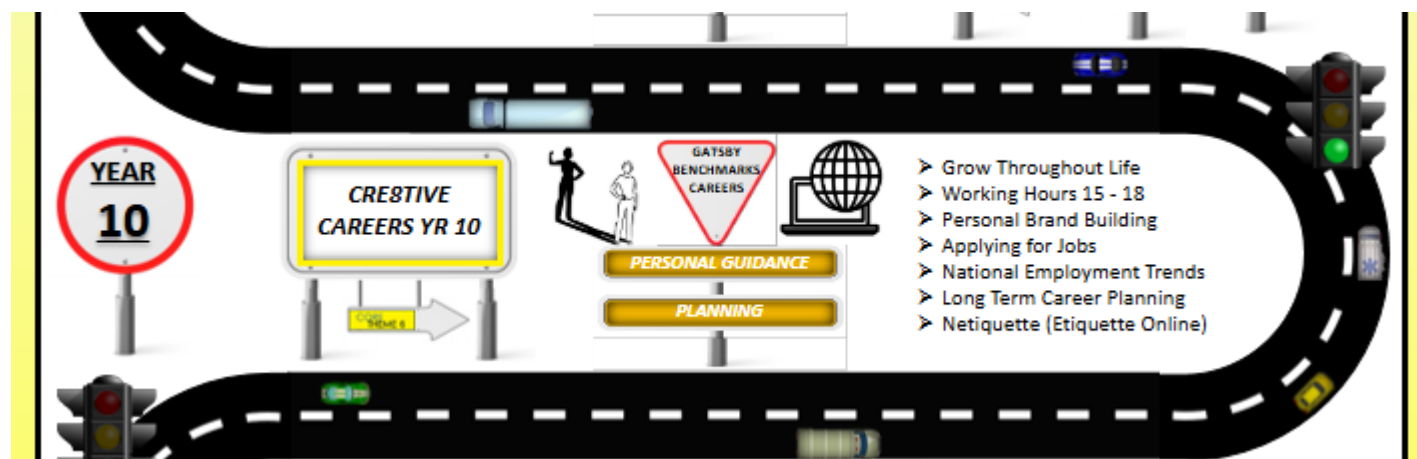
Whole school – Careers linked to individual subject areas when opportunity arises (as often as possible!).

Encounters with employers and other additional activities

Year 9	
1	Plant Raisers
2	Siemens Mobility STEM Activity (Lego activity challenge)
3	Howdens Joinery
4	Skills Hull and East Yorkshire
5	Employer encounter day
6	LOMO – skills passport

Year 10

ACE lessons – During Careers sessions in ACE period students follow a scheme of learning by Cre8tive Careers. Year 10 learning journey is shown below:



Careers Lesson Topics	Type of Resource	Year Group	Learning Objectives	Key Terms
01 - Grow Throughout Life	Lesson PowerPoint	Year 10	To be aware that learning, skills and qualifications are important for career development To be willing to challenge yourself and try new things To understand the sources of help and support available and respond positively to feedback	Heritage, Identity, Values, Career Development, Progression
02 - Working Hours 15 - 18	Lesson PowerPoint	Year 10	To know the rules for young employees To know the range of jobs available to young people To understand how to research local jobs available to you	Minimum Wage, Maximum Working Hours
03 - Personal Brand Building	Lesson PowerPoint	Year 10	To understand what a personal brand is. To consider how we can develop our own personal brands. To think about why being authentic matters.	Personal Brand, Identity, Authentic
04 - Applying for Jobs	Lesson PowerPoint	Year 10	To know where to find job adverts To understand tests as part of the application process To assess possible interview questions for a job advert	Psychometric Tests, Reasoning
05 - National Employment Trends	Lesson PowerPoint	Year 10	To understand the history of National Employment Trends. To understand the current employment landscape. To understand how things might progress in the future.	Trend, Labour Market Information
06 - Long Term Career Planning	Lesson PowerPoint	Year 10	To consider what decisions I might need to make to plan my future. To understand how to choose a degree. To understand what else is required for a successful future, alongside qualifications.	Post 16, Post 18, T Levels, Btec, Apprenticeships, Degree, University
07 - Netiquette	Lesson PowerPoint	Year 10	To understand what netiquette is To recognise common netiquette rules and the consequences of bad netiquette To know how to practice good netiquette	Ethical, Respect, Knowledge, Privacy, Forgiving, Disagreements, Online, Anonymity

PSHCE ACE Period resources - Rights and responsibilities, consumer rights, employment rights, striking and trade unionism, fair trade, women's rights and equality

Careers Assemblies - Careers sessions during ACE period run during week 3 and week 6 of each half term. During these weeks students also have a careers assembly linked to the topic of the careers lesson that week.

National Apprenticeship Week (Feb 10th to Feb 15th) – Activities within ACE period and within each subject that week. Resources used from NAW 2025 website. This includes live talks, pre recorded short films and subject led resource bundles.

National Careers Week (March 3rd to 8th March) – Activities within ACE period and within each subject area that week. Resources used from NCW 2025 website.

Howden School Careers Fair – 18 different stands ranging from sixth form providers, post 16 colleges, apprenticeship providers and local businesses.

Whole school – Careers linked to individual subject areas when opportunity arises (as often as possible!).

Encounters with employers and other additional activities

Year 10	
1	PA Media
2	Siemens Mobility
3	Howdens Joinery
4	HETA presentation
5	Skills Hull and East Yorkshire
6	Log On Move On – CV writing
7	Selby College Taster Day

Additional activities in year 10

Mock interviews

Work Experience Self-Canvasing and Preparation

Work Experience Week

Work Experience Review

Careers Fair – Bishop Burton – Apprenticeship careers fair.

Humberside Fire and Rescue Career Days

Year 11

ACE lessons – During Careers sessions in ACE period students follow a scheme of learning by Cre8tive Careers. Year 11 learning journey is shown below:



Careers Lesson Topics	Type of Resource	Year Group	Learning Objectives	Key Terms
01 - Post 16 Pathways	Lesson PowerPoint	Year 11	To know post-16 pathways I can choose from To understand different ways to make a decision To understand how to write SMART actions	T-Levels, Apprenticeships, Entry Requirements, Plan B
02 - Planning for the Future	Lesson PowerPoint	Year 11	To define my own skills, qualities an interests To be able to make plans and decisions about post 16 education To evaluate what support I need and be able to set Targets and goals to achieve	A levels, PHD, foundation, Degree, PGCE, Vocational Qualifications, Traineeships, Apprenticeships
03 - Personal Branding	Lesson PowerPoint	Year 11	To understand what personal branding is To understand why and how to build a personal brand To understand my core key values that drive me and define me	Branding, CV, Personal Statement, Presence, Impressions, Attitude
04 - Meeting Employers & Career's Appointment	Lesson PowerPoint	Year 11	To be able to list three benefits of meeting employers before leaving school. To understand how to prepare for a career's appointment in school. To understand how to make the most of employer sessions.	First Impression, Body Language, Career's Appointment, Career's Guidance
05 - Producing a Compelling CV	Lesson PowerPoint	Year 11	To understand the purpose of a CV To understand how to create a clear and concise CV To understand how to tailor a personal statement to the situation it is needed it for	Curriculum Vitae, Qualifications, Interests, Hobbies, Referees, Work Experience
06 - Making Applications Post 16	Lesson PowerPoint	Year 11	To understand the application process To identify the skills needed for a successful application process To understand the different component parts of an application form	Equal Opportunities, Shortlisting, references, Punctuation, CV
07 - Interview Preparation	Lesson PowerPoint	Year 11	To understand how to prepare for an interview To understand the do's and don'ts during an interview To practice a mock interview	Etiquette, Body Language Performance Management Career Progression

ACE PSHCE Sessions - Writing a personal statement, CV writing, post 16 options, online reputations and digital footprints

Year 11 Career Lessons:

1. Post 16 options
2. Essential skills
3. College Research throughout after each college presentation
4. Employment sectors and local career opportunities.
5. LOMO introduction and applications
6. Personal statement writing
7. CV builder
8. Interview prep

Careers Assemblies - Careers sessions during ACE period run during week 3 and week 6 of each half term. During these weeks students also have a careers assembly linked to the topic of the careers lesson that week.

National Apprenticeship Week (Feb 10th to Feb 15th) – Activities within ACE period and within each subject that week. Resources used from NAW 2025 website. This includes live talks, pre-recorded short films and subject led resource bundles.

National Careers Week (March 3rd to 8th March) – Activities within ACE period and within each subject area that week. Resources used from NCW 2025 website.

Howden School Careers Fair – 18 different stands ranging from sixth form providers, post 16 colleges, apprenticeship providers and local businesses.

1 to 1 Careers appointment

LOMO – Searching for provision and preparing applications

Whole school – Careers linked to individual subject areas when opportunity arises (as often as possible!).

Art – In contact with a self-employed graphic designer to support department. In contact with a local artist to look at them coming into school.

Drama / Performing Arts – West End theatre visit and workshop

MfL – 1 of the 3 themes is study and employment

Maths –Maths inspiration lectures at Hull University

AMSP sponsored events at Hull or York University – “Taking Maths Further”

Maths to be involved with working with plant raisers across all of their curriculum.

PE – visits from Selby College, Askham Bryan College and Bishop Burton College -Sports Courses

Technology visit to Howdens Joinery. 3D & Art trip to Ferens Art gallery in Hull led by an artist. Hands on workshop.

Textiles trip to Knitting & stitching show, showcasing artists/makers work.

Plant Raisers Day – logistics, soil, repeat customers, grafting plants ...

Big Bang Event (STEM) Visit

Hull University Visit's

Bishop Burton College taster day

Employer Engagement Day

Maths to be involved with working with plant raisers across all of their curriculum.

Art - In contact with a local artist to look at them coming into school.

DofE – volunteering, skill, physical and expedition

Drama / Performing Arts – West End theatre visit and workshop

PE – UK Sports Leaders course, including a volunteering element

Drama / Performing Arts/ English – West End theatre visit and workshop

Geography – Fieldwork coasts and retail environment linked to employment in those areas e.g. construction industry / sea defences

MfL – 1 of the 3 themes is study and employment

Maths –Maths inspiration lectures at Hull University

AMSP sponsored events at Hull or York University – “Unexpected Application of Maths”

Maths to be involved with working with plant raisers across all of their curriculum.